

PowerMod HP connectors, developed by Anderson Power Products, are the innovative New Generation of High Power Interconnections for the Electronics Industry.

The touch-safe PowerMod HP female panel connector is designed for high power connector safety. Male panel connectors are designed for blind mating with female panel connectors or positive latching with female cable connectors. Housings are a black UL94V-O flame retardant material.

PowerMod HP contacts are durable and rated for circuit interruption (true hot-pluggable). All contacts are available in #6 to #2 American wire gauge and 16mm² to 35mm² metric wire sizes for global design freedom.

Our optional blind mating hardware accommodates up to +/- .125" (3mm) of misalignment and is available for both male and female panel connectors.

APP PowerMod HP connectors embody the highest quality in the industry and meet all applicable industry standards.

Features

- **Positive latching**
Integral Latches with ergonomic release provide over 50 lbs retention
- **Low connector mating forces**
Connectors can be mated and unmated with one hand without the use mechanical aids
- **Blind mate panel mount option**
Provides over +/- .125" (3mm) of float mount capability
- **Ease of assembly**
Intuitive design allows for simplicity of assembly



Panel Mount



Panel Mount Blind Mate

SPECIFICATIONS

Electrical			Mechanical	
Current Rating	Nominal @ 80°C Ambient	160 Amps	Mating Force	15 lbs. (66.72N) avg
	UL	210 Amps	Latch Retention Force	50 lbs. (222N) min
	CSA (30°C Rise)	130 Amps	Contact Retention Force	100 lbs. (445N) min
UL / CSA Voltage Rating		600 Volts	Mating	
Wire Size (inches)		#6 to #2	a. No Load(Contact/Disconnect Cycles)	500 Cycles
(mm ²)		16mm ² to 35mm ²	b. Under Load(Hot Plug 250 cycles @ 120V)	80A
Insulation Withstanding Voltage		2200 Volts	Materials	
Operating Temperature Range °C		minus 40-130 °C	Housing & Cable Clamp	PBT
Ambient Temperature Range °C		minus 40-85 °C	Latch	PEI
			Contacts	Copper alloy silver plate
			Hardware	Steel zinc chromate

 File No. E26226

ORDERING INFORMATION

PowerMod Part Number Plan - Dual Pole Panel Mount Male

Series	Size	Gender	Model	Wire Size
PMHP	A	M	14	P05
A *				
M - Male				
14 - Dual Pole Male Panel Mount				
15 - Dual Pole Male Blindmate Panel Mount				
P05 - 6 awg				
P04 - 16mm ²				
P03 - 4 awg				
P02 - 25mm ²				
P01 - 2 awg & 35mm ²				
* Maximum wire size 2 awg or 35mm ²				

COMPONENTS

Part Number	Description
PMHPAM14	Housing Kit, Male,Dual Pole,Panel Mount With Key
PMHPAM15	Housing Kit, Male,Dual Pole,Panel Mount No Key with Blindmate Post
PMHPAP05	Pin, Size A, Crimp for 6 awg wire
PMHPAP04	Pin, Size A, Crimp for 16mm ² wire
PMHPAP03	Pin, Size A, Crimp for 4 awg wire
PMHPAP02	Pin, Size A, Crimp for 25mm ² wire
PMHPAP01	Pin, Size A, Crimp for 2 awg & 35mm ² wire
PMHPAFMH	Float Mount Kit

PowerMod® HP Dual Pole Panel Mount Male - Size A

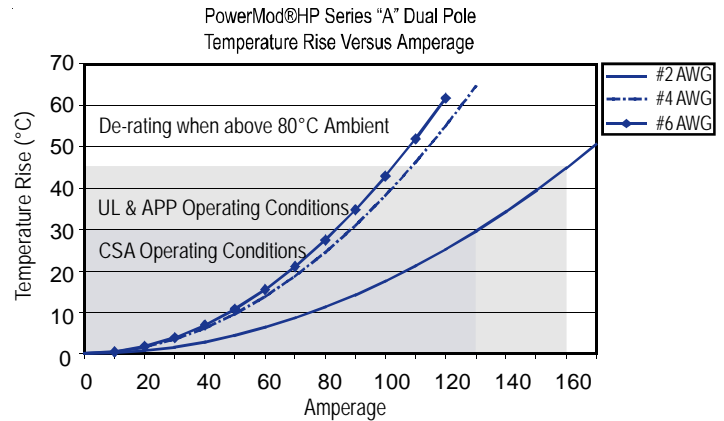
ORDERING INFORMATION

TOOLING

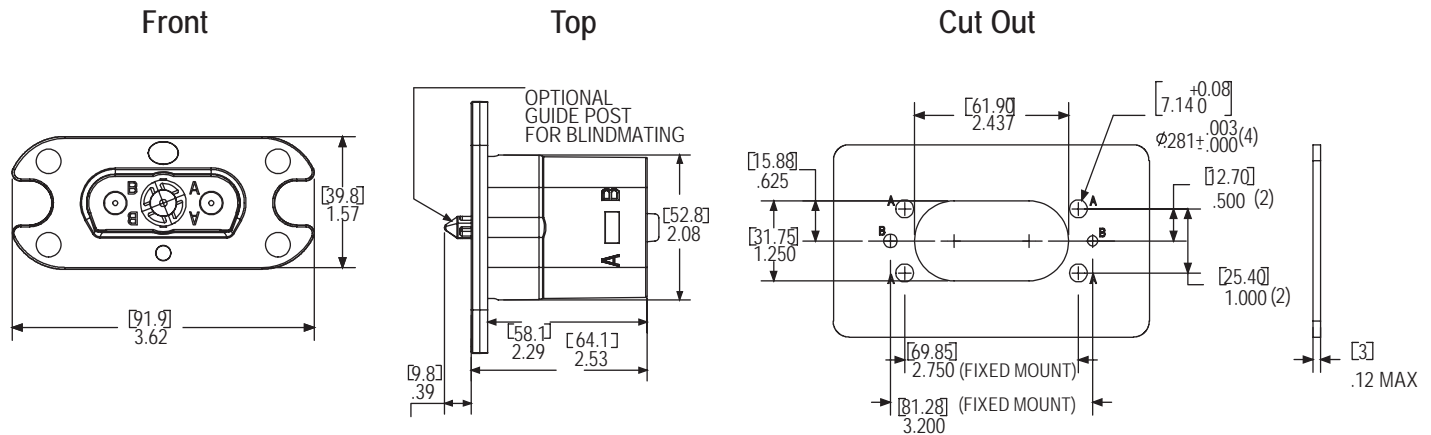
Part Number	Description
1387G2	Production Tool - Pneumatic
1304G19	Locator for 1387G2, Size A Pin Contacts
1303G14	Die for 1387G2, 6 AWG wire
1303G14	Die for 1387G2, 16mm ² wire
1303G14	Die for 1387G2, 4 AWG wire
1303G13	Die for 1387G2, 25mm ² wire
1303G13	Die for 1387G2, 2 AWG & 35mm ² wire
<hr/>	
1387G3	Hand Tool - Hydraulic
1370	Hand Tool - Battery
1322G9	Die for 1387G3 & 1370, 6 AWG wire
1322G10	Die for 1387G3 & 1370, 16mm ² wire
1322G8	Die for 1387G3 & 1370, 4 AWG wire
1322G11	Die for 1387G3 & 1370, 25mm ² wire
1322G7	Die for 1387G3 & 1370, 2 AWG & 35mm ² wire

* 1370 & 1387G3 use the same die sets

TEMPERATURE CHART



DIMENSIONS

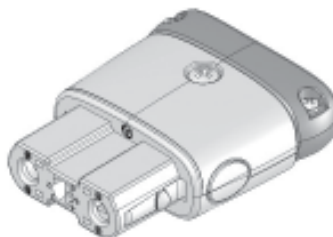


MATING CONNECTORS

Dual Pole Panel Mount Female



Dual Pole Straight Female



Dual Pole Right Angle Female

